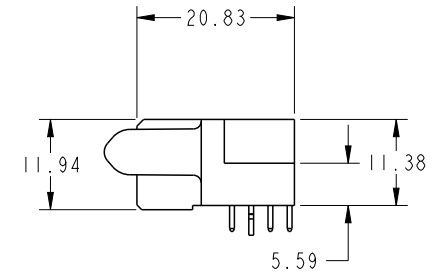
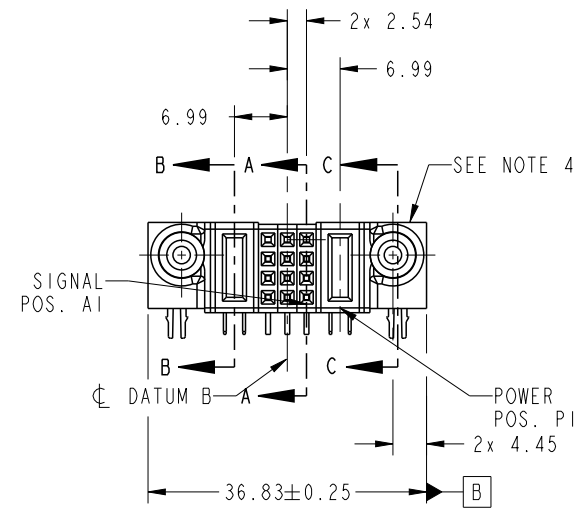




Copyright FCI.

PRODUCT NO. 51770-053-- NOTE 3	ROWS D C B A	POW		SIG			POW	
		E2	P2	3	2	1	P1	E1



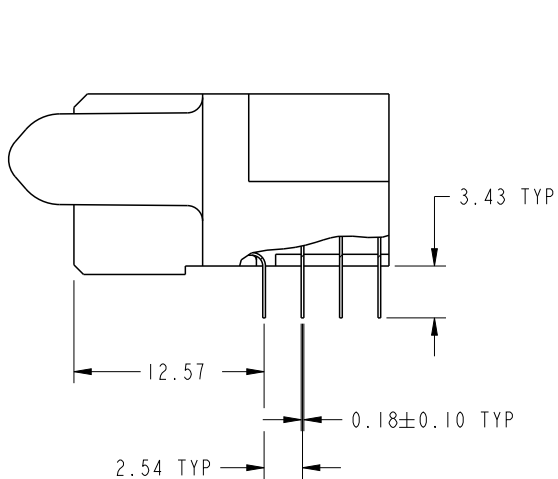
CODE	DIM "M" MATING LENGTH	CONTACT TYPE
PA	[1.07]	POWER
H	[N/A]	SIGNAL
G	[N/A]	SIGNAL
F	[N/A]	SIGNAL
E	[N/A]	SIGNAL
HA	[N/A]	HOLD-DOWN

spec ref	SEE NOTES			dr	Ruan MT	2013/12/12	projection 	MM ←→	size	A4	scale	1:1	
tolerance std	TOLERANCES UNLESS OTHERWISE SPECIFIED			eng	Ruan MT	2014/01/05			ecn no	-			
SEE NOTES				chr	-	-							
surface	linear	0.X	±0.50	appr	Pei-Ming Zheng	2014/01/05	product family	PwrBlade	rel level	Released			
		0.XX	±0.25				title	IP+12S+IP		dwg no	51770-053	rev	A
		0.XXX	±0.10				cat. no.	Product - Customer Drw					
	angular	0°	±2°	www.fci.com									

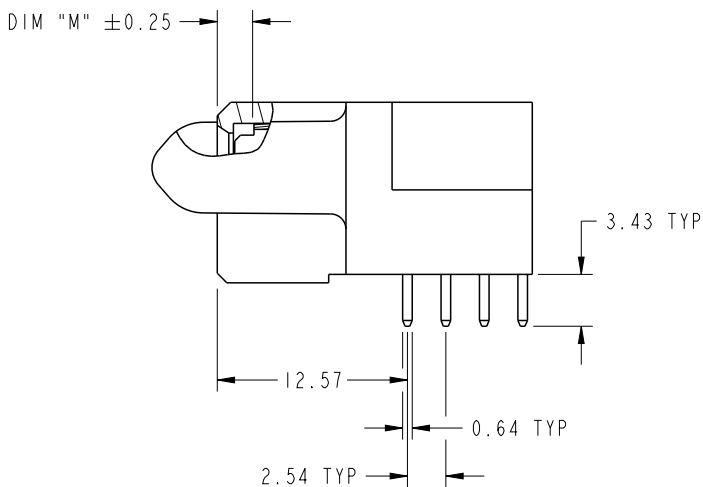
PreE File - REV C - 2009-06-09

PRODUCT NUMBER

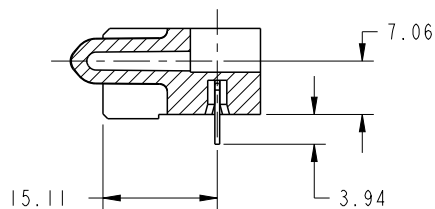
51770-053__
NOTE 3



BROKEN-OUT SECTION A-A
SCALE 2:1



BROKEN-OUT SECTION B-B
SCALE 2:1

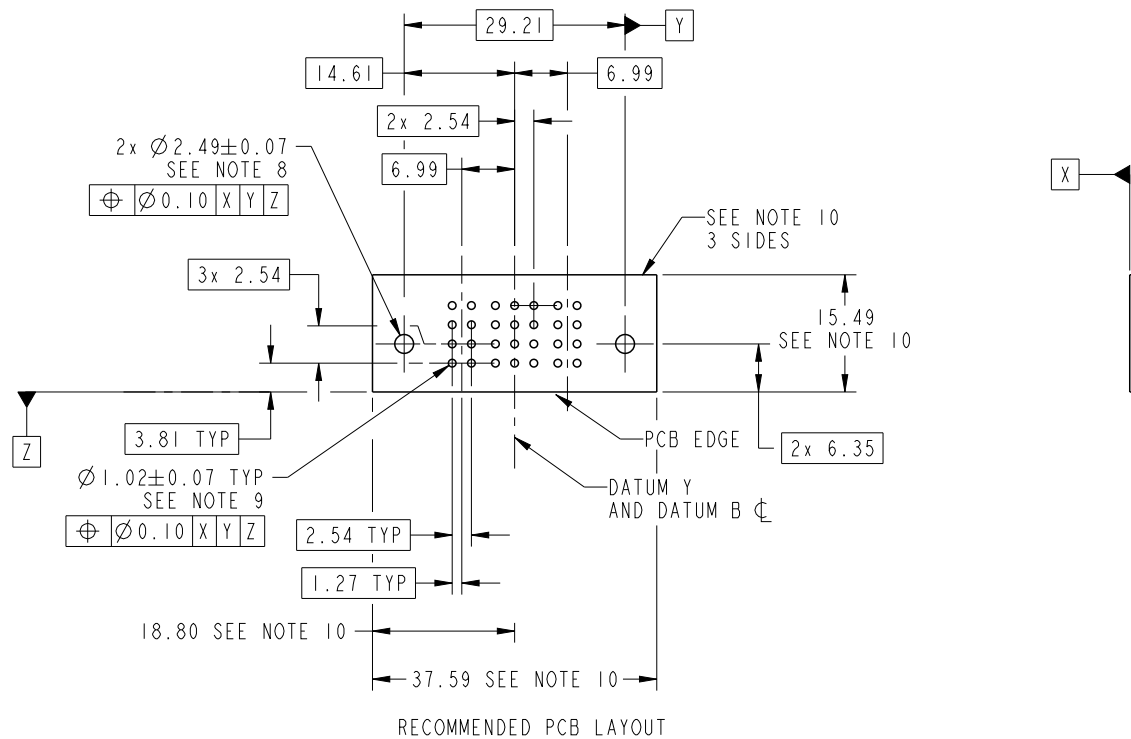


SECTION C-C

dr	Ruan MT	2013/12/12	projection 	MM 	size	A4	scale	1:1
eng	Ruan MT	2014/01/05			ecn no	-		
chr	-	-			rel level	Released		
appr	Pei-Ming Zheng	2014/01/05	product family	PwrBlade				
		title IP+12S+IP R/A SOLDER RECEPTACLE	dwg no 51770-053	rev A				
www.fci.com		cat. no.	Product - Customer Drw			sheet 2 of 4		

PRODUCT NUMBER

51770-053__
NOTE 3



RECOMMENDED PCB LAYOUT

dr	Ruan MT	2013/12/12	projection 	MM 	size	A4	scale	1:1
eng	Ruan MT	2014/01/05			ecn no	-		
chr	-	-			rel level	Released		
appr	Pei-Ming Zheng	2014/01/05	product family	PwrBlade	rev	51770-053	A	
www.fci.com		cat. no.	Product - Customer Drw		sheet 3 of 4			

PRODUCT NUMBER

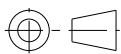


51770-053__
NOTE 3

NOTES:

1. DIMENSIONS AND TOLERANCES ARE IN ACCORDANCE WITH ASME Y14.5M, 1994 UNLESS OTHERWISE SPECIFIED.

CONNECTOR NOTES:

- 2. HOUSING MATERIAL: UL 94 V-0 GLASS FILLED HIGH-TEMP THERMOPLASTIC
POWER CONTACT MATERIAL: COPPER ALLOY
SIGNAL PIN MATERIAL: COPPER ALLOY
 - 3. SEE ITEM 5 & 6 IN PRINT 10064183 FOR PLATING SPEC OF 51770-053 AND 51770-053LF RESPECTIVELY.
 - 4. MANUFACTURER'S NAME, DATE CODE AND OPTIONAL P/N TO APPEAR ON THIS SURFACE. THE MARK CAN BE OMITTED IF THERE IS NOT ENOUGH SPACE ON THIS SURFACE.
 - 5. PRODUCT SPECIFICATION GS-12-149.
APPLICATION SPECIFICATION BUS-20-067.
 - 6. PACKAGED IN TRAYS.
- PCB NOTES:
- 7. ALL HOLE DIAMETERS ARE FINISHED HOLE SIZE.
 - 8. MOUNTING HOLES, WHERE APPLICABLE, ARE UNPLATED.
 - 9. $\varnothing 1.151 \pm 0.025$ DRILLED HOLES PLATED WITH
0.008 MIN SnPb OR Sn OVER 0.03
TO 0.08 Cu PLATING TO ACHIEVE
 $\varnothing 1.02 \pm .07$ HOLE.
 - 10. CONNECTOR KEEP-OUT ZONE.

dr	Ruan MT	2013/12/12	projection 	MM 	size	A4	scale	1:1
eng	Ruan MT	2014/01/05			ecn no	-		
chr	-	-			rel level	Released		
appr	Pei-Ming Zheng	2014/01/05	product family	PwrBlade	rev	51770-053	A	
		title	IP+12S+IP R/A SOLDER RECEPTACLE		cat. no.	Product - Customer Drw	sheet 4 of 4	
www.fci.com								



Copyright FCI.