


APPLICABLE STANDARD				
RATING	OPERATING TEMPERATURE RANGE	-35°C TO +85°C(NOTE 1)	STORAGE TEMPERATURE RANGE	-10°C TO +60°C(NOTE 3)
	OPERATING HUMIDITY RANGE	20% TO 80%(NOTE 2)	STORAGE HUMIDITY RANGE	40% TO 70%(NOTE 2)(NOTE 3)
	VOLTAGE	100V AC / DC	APPLICABLE CONNECTOR	DF81※-30S-0.4H(##)
	CURRENT	AWG#34,36 : 0.3(MAX0.8A) AWG#40 : 0.25A AWG#42 : 0.2A AWG#44 : 0.15A AWG#46 : 0.1A	APPLICABLE CABLE	THIN COAXIAL CABLE : AWG#36~AWG#46 / DISCRETE CABLE : AWG#34~40(Jacket : φ 0.4MAX)

### SPECIFICATIONS


ITEM	TEST METHOD	REQUIREMENTS	QT	AT
------	-------------	--------------	----	----


#### CONSTRUCTION

GENERAL EXAMINATION	VISUALLY AND BY MEASURING INSTRUMENT.	ACCORDING TO DRAWING.	X	X
MARKING	CONFIRMED VISUALLY.		X	X



#### ENVIRONMENTAL CHARACTERISTICS

SULFUR DIOXIDE GAS	EXPOSED IN 25±5PPM , 25±2°C , 75%RH , 96h.	NO DEFECT SUCH AS CORROSION WHICH IMPAIRS THE FUNCTION OF CONNECTOR.	X	—
RESISTANCE TO SOLDERING HEAT	①BONDING TEMPERATURE: 270°C MAX :5 sec MAX 200°C MIN :30 sec MAX ②MANUAL SOLDERING TEMPERATURE: 350°C, 3sec MAX.	NO DEFORMATION OF CASE OF EXCESSIVE LOOSENESS OF THE TERMINALS.	X	—
SOLDERABILITY	SOLDERED AT SOLDER TEMPERATURE, 245°C FOR INSERTION DURATION, 5 sec. (Sn-3.0Ag-0.5Cu)	SOLDER SHALL COVER A MINIMUM OF 95 % OF THE SURFACE BEING IMMersed.	X	—

COUNT	DESCRIPTION OF REVISIONS	DESIGNED	CHECKED	DATE
 2	DIS-D-003000	AH. MIYAZAKI	MH. TSUCHIDA	13. 08. 29

	REMARKS	APPROVED	TS. SAKATA	12. 11. 12
	NOTE1: INCLUDE THE TEMPERATURE RISING BY CURRENT	CHECKED	HS. OZAWA	12. 11. 12
	NOTE2: NON CONDENSING	DESIGNED	TP. MATSUMOTO	12. 11. 09
	NOTE3: THE TERM "STORAGE" REFERS TO PRODUCTS STORED FOR A LONG PERIOD PRIOR TO MOUNTING AND USE. THE OPERATING TEMPERATURE AND HUMIDITY RANGE COVERS THE NON-CONDUCTING CONDITION OF CONNECTORS AFTER BOARD MOUNTING AND THE TEMPORARY STORAGE CONDITIONS OF TRANSPORTATION, etc	DRAWN	TP. MATSUMOTO	12. 11. 09

Note QT:Qualification Test AT:Assurance Test X:Applicable Test	DRAWING NO.	ELC4-340820-01
--	-------------	----------------

	SPECIFICATION SHEET	PART NO.	DF81-30P-SHL
	HIROSE ELECTRIC CO., LTD.	CODE NO.	CL662-8106-0-00  1/1