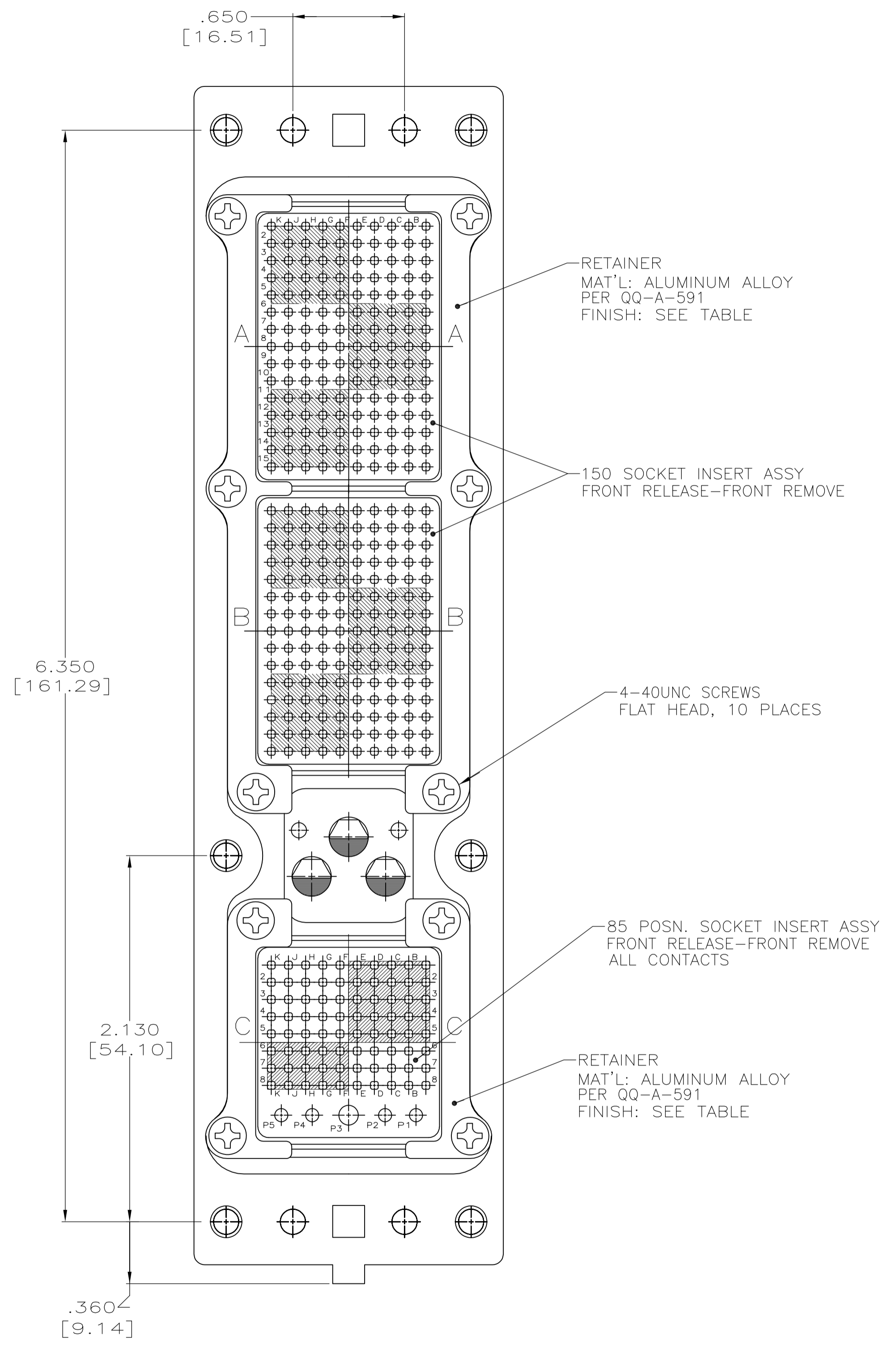
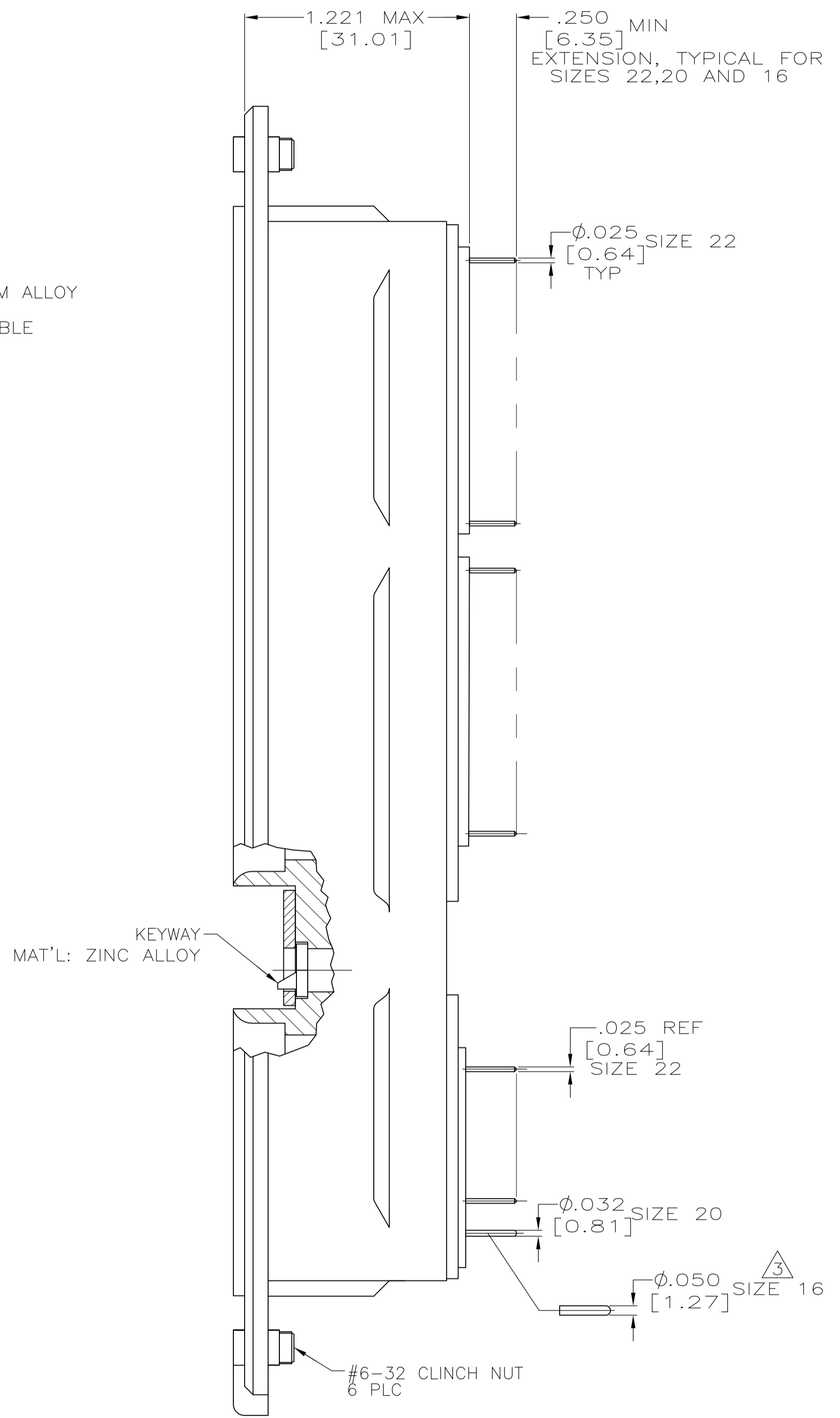
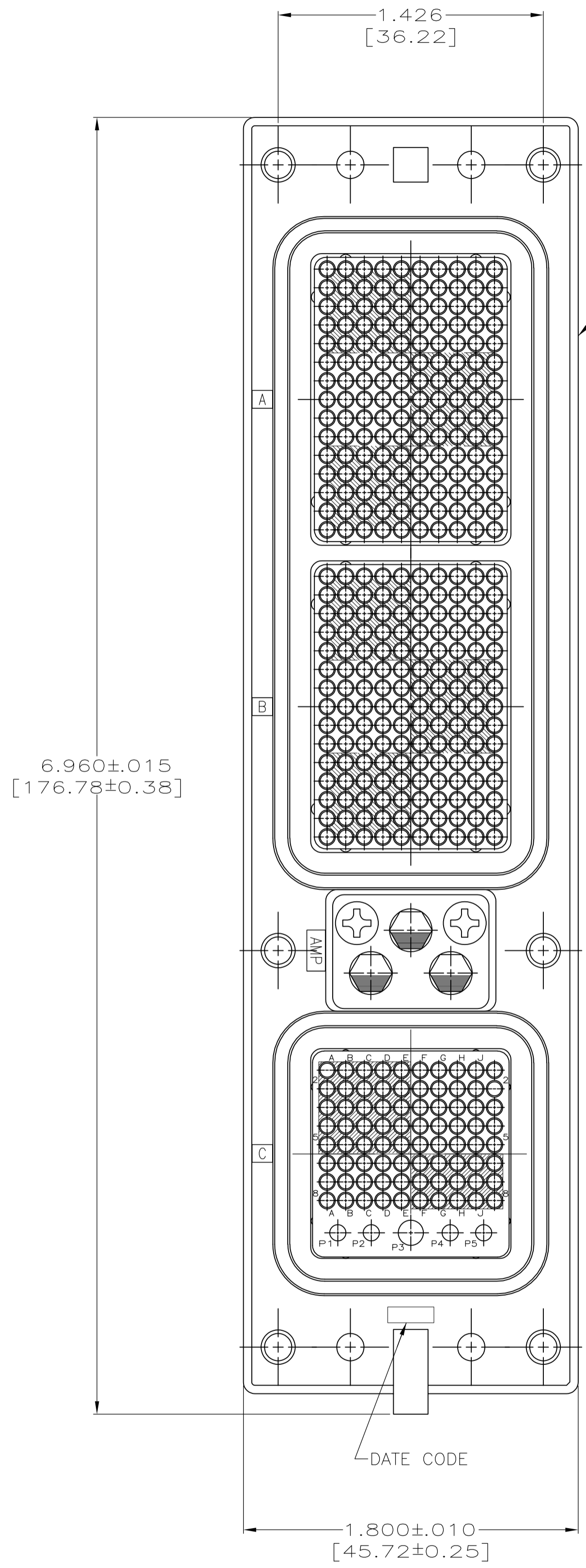


LOC		DIST		REVISIONS			
P	LTR	DESCRIPTION	DATE	DMN	APVD		
D		REV PER ECO 13-013568	9-6-13	CT	DM		



- CONNECTOR IS SUPPLIED WITH CONTACTS LOADED AS SHOWN.
  - KEYING SHOWN IN POSITION "01" FOR REF ONLY, KEYING POSITION PER TABLE. FOR POSITION "00" KEYING HARDWARE SHIPPED UNASSEMBLED.
- △ SHOWN OUT OF LOCATION FOR DIMENSIONING ONLY.

CHROMATE COATING PER MIL-C-5541, CLASS 1A	"00"	1218681-2
ENI PER MIL-C-26074	"01"	1218681-1
SHELL & RETAINER PLATE FINISH	KEYING POSITION	PART NUMBER

THIS DRAWING IS A CONTROLLED DOCUMENT.		DMN C.C.THOMAS 2/24/00	TE Connectivity	
DIMENSIONS: INCHES		CHK S.GLATFELTER 2/24/00		
TOLERANCES UNLESS OTHERWISE SPECIFIED:		APVD S.GLATFELTER 2/24/00	NAME	
0 PLC ± -		PRODUCT SPEC	RECEPTACLE ASSY, SIZE 2, ARINC 600, WITH ALL FRONT RELEASE/FRONT REMOVE CONTACTS	
1 PLC ± -		APPLICATION SPEC	SIZE CASE CODE DRAWING NO RESTRICTED TO	
2 PLC ± -			A1 00779 C=1218681	
3 PLC ± .010 [0.25]			SCALE 2:1 SHEET 1 OF 1 REV D	
4 PLC ± -				
ANGLES ± -				
MATERIAL SEE CALLOUTS	FINISH SEE CALLOUTS	WEIGHT		
CUSTOMER DRAWING				